

Scaled data based on original data using  
LM-79-08 Approved Method: Electrical and Photometric Measurements of Solid-  
State Lighting Products

Test Report Prepared for  
Cooper Lighting Solutions  
(formerly Eaton)

Brand: INVUE

Report Number: P140969

Luminaire Tested: **EMM-E04-LED-E1-SL2-7030**

Issue Date: 03/03/2020

**Test Information**

Test Method: LM-79-08  
Report Number: P140969  
REPORT IS SCALED FROM IESNA LM-79-08 TEST DATA (P33690)  
Test Lab: INNOVATION CENTER-P3  
Issue Date: 03/03/2020  
Manufacturer: COOPER LIGHTING SOLUTIONS (FORMERLY EATON)  
Product Line: INVUE  
Catalog Number: EMM-E04-LED-E1-SL2-7030  
Description: EPIC MODERN MEDIUM DECORATIVE LED LUMINAIRE  
(4) LIGHTBARS WITH AccuLED OPTICS - TYPE 2 W/ SPILL LIGHT CONTROL  
Light Source: (84) 3000K CCT, 70 CRI LEDs  
Ballast/Driver: -

**Summary**

Lumens per Lamp: N/A  
Luminaire Lumens: 10514.1 lumens  
Efficiency: N/A  
Efficacy: 108.2 lumens/watt  
Luminous Opening: Rectangular (W 0.67' x L: 1' x H: 0')  
IES Classification: Type II - Short - Non-Cutoff  
BUG Rating: B2 - U0 - G2

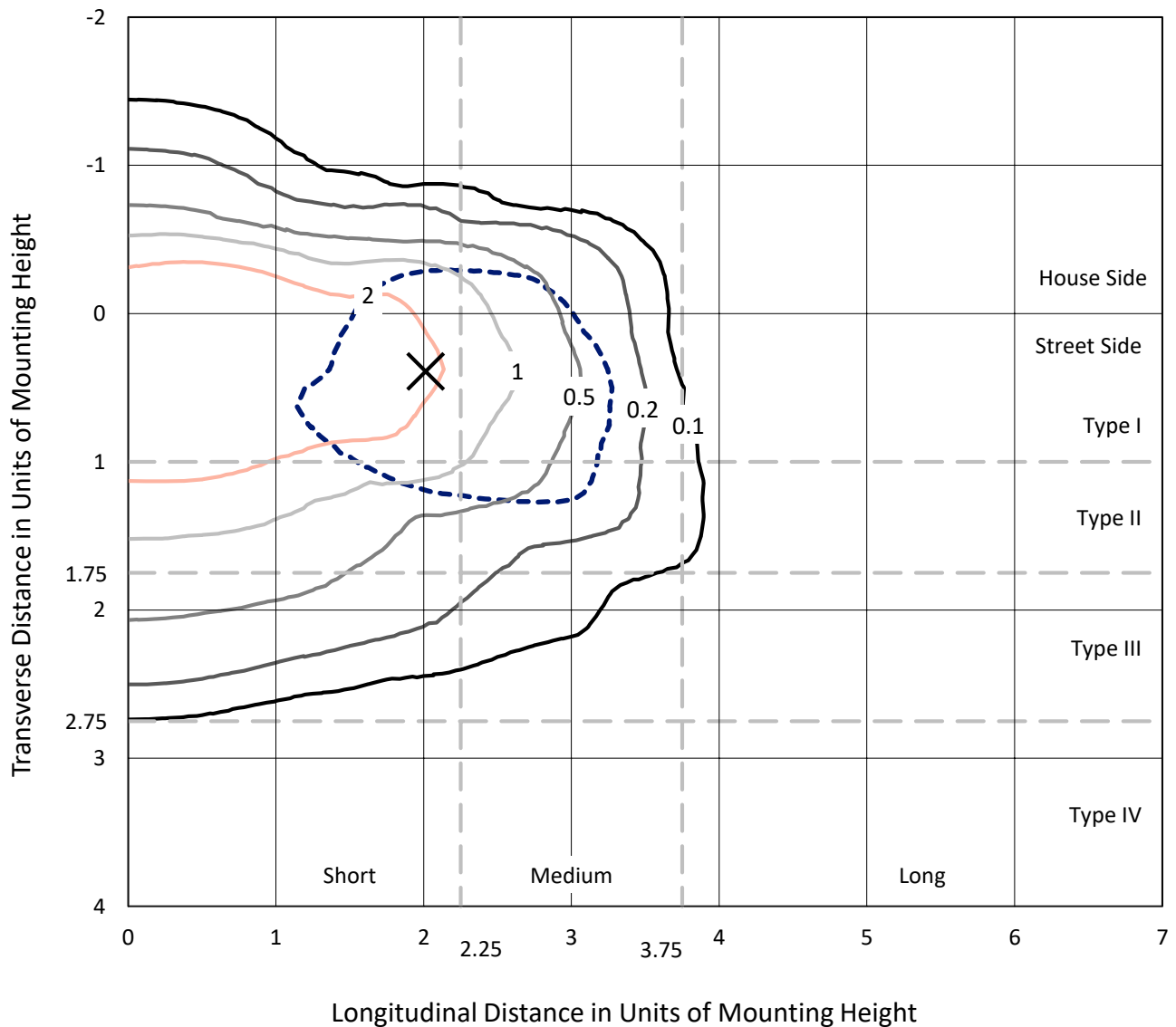
Input Watts (W): 97.2  
Input Voltage (V): NR  
Input Current (Ain): NR  
Voltage Rise (V): NR  
Power Factor: NR  
Total Harmonic Distortion (THDi): NR  
Frequency (hertz): 60  
Stabilization Time: NR  
Operation Time: NR  
Ambient Temperature (°C): NR  
Test Distance: 25 FT



REPORT NUMBER: P140969  
 CATALOG NUMBER: EMM-E04-LED-E1-SL2-7030

### Iso-Footcandle Lines of Horizontal Illumination

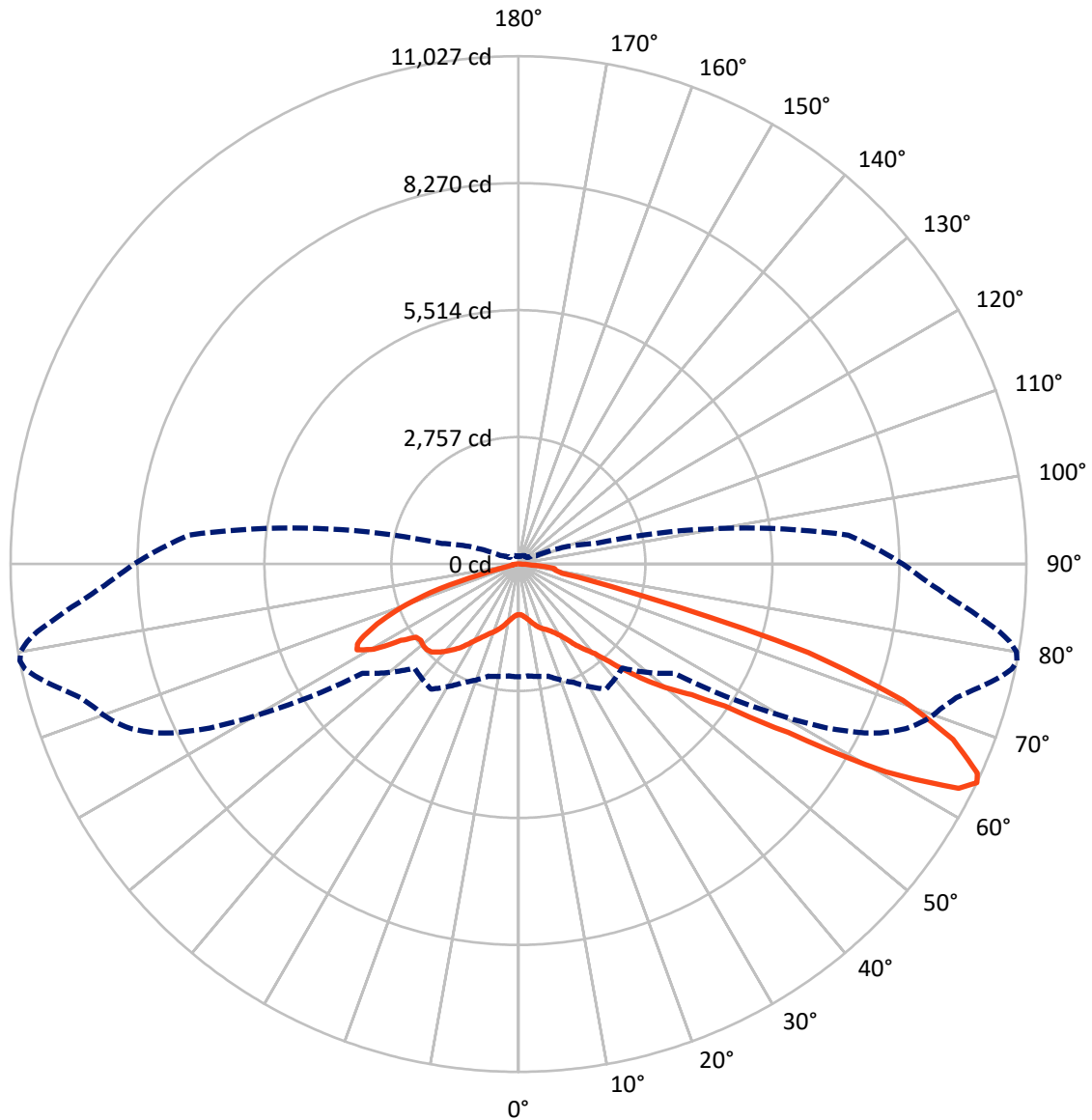
× Max cd  
 - - - 1/2 Max cd



Based on 20 foot mounting height. Maximum calculated value = 3.7 fc  
 Type II - Short - Non-Cutoff

REPORT NUMBER: P140969  
CATALOG NUMBER: EMM-E04-LED-E1-SL2-7030

### Luminous Intensity Polar Plot



— Vertical Plane Through 79-Deg Lateral    - - - Horizontal Cone Through 64-Deg Vertical

REPORT NUMBER: P140969

CATALOG NUMBER: EMM-E04-LED-E1-SL2-7030

**FLUX DISTRIBUTION:**

		Downward	Upward	Total
<b>House Side</b>	Lumens	2506.2	0.0	2506.2
	% Fixture	23.8	0.0	23.8
<b>Street Side</b>	Lumens	8007.9	0.0	8007.9
	% Fixture	76.2	0.0	76.2
<b>Total</b>	Lumens	10514.1	0.0	10514.1
	% Fixture	100.0	0.0	100.0

**Coefficient of Utilization**

**ZONAL LUMENS:**

Zone	Lumens	% Fixture
0°-10°	109.0	1.0
10°-20°	353.2	3.4
20°-30°	606.3	5.8
30°-40°	1013.5	9.6
40°-50°	1736.1	16.5
50°-60°	2341.9	22.3
60°-70°	2962.4	28.2
70°-80°	1182.1	11.2
80°-90°	209.7	2.0
90°-100°	0.0	0.0
100°-110°	0.0	0.0
110°-120°	0.0	0.0
120°-130°	0.0	0.0
130°-140°	0.0	0.0
140°-150°	0.0	0.0
150°-160°	0.0	0.0
160°-170°	0.0	0.0
170°-180°	0.0	0.0
0°-90°	10514.1	100.0
0°-180°	10514.1	100.0



REPORT NUMBER: P140969

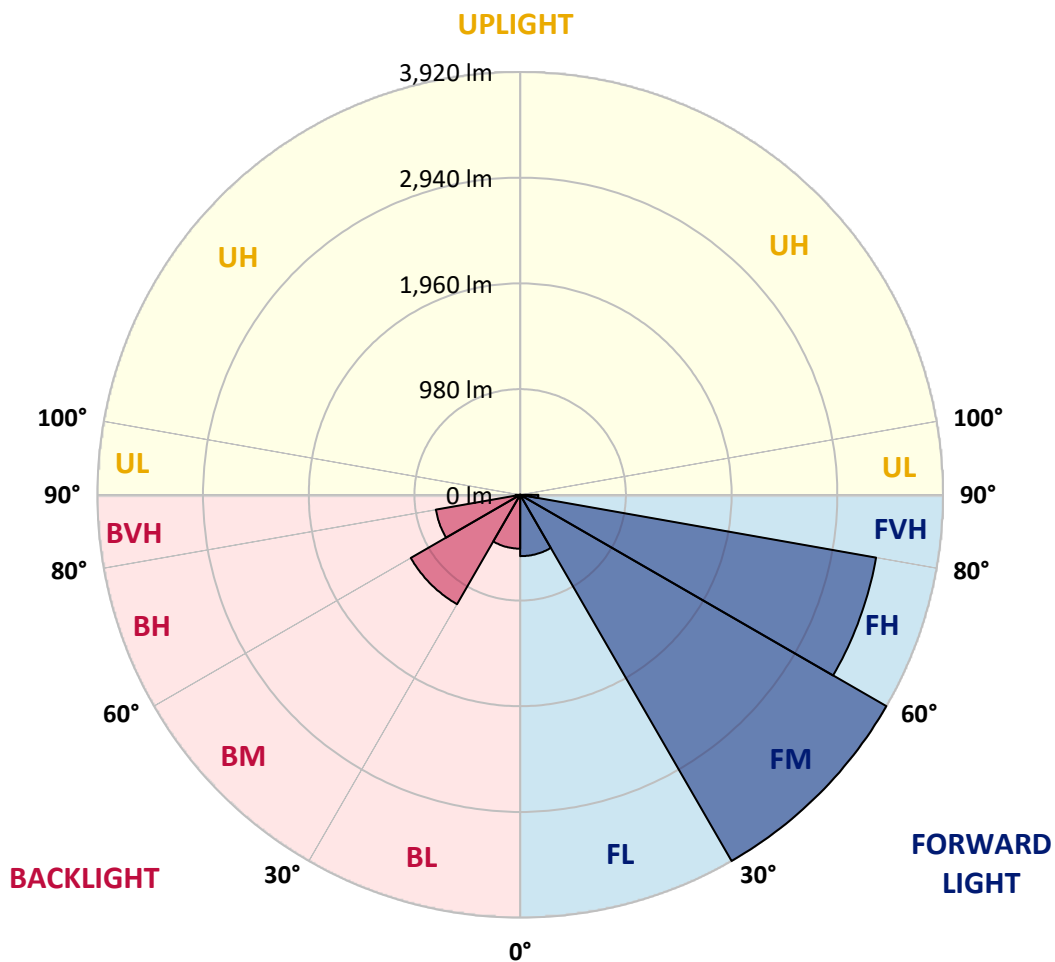
CATALOG NUMBER: EMM-E04-LED-E1-SL2-7030

**LUMINAIRE CLASSIFICATION SYSTEM LUMEN TABLE AND BUG RATING:**

Zone	Lumens	% Fixture	Zone Rating/Lumen Limit		
			B	U	G
FL (0°-30°)	569.0	5.4			
FM (30°-60°)	3920.4	37.3			
FH (60°-80°)	3350.6	31.9			G2/5000
FVH (80°-90°)	167.9	1.6			G2/225
BL (0°-30°)	499.4	4.7	B1/500		
BM (30°-60°)	1171.1	11.1	B2/2500		
BH (60°-80°)	793.9	7.6	B2/1000		G2/1000
BVH (80°-90°)	41.8	0.4			G1/100
UL (90°-100°)	0.0	0.0		U0/0	
UH (100°-180°)	0.0	0.0		U0/0	

**BUG Rating: B2-U0-G2**

Type II Short





REPORT NUMBER: P140969

CATALOG NUMBER: EMM-E04-LED-E1-SL2-7030

**CANDELA DISTRIBUTION (FULL):**

	0°	5°	15°	25°	35°	45°	55°	60°	61°	62°	64°
0°	1099.7	1099.7	1099.7	1099.7	1099.7	1099.7	1099.7	1099.7	1099.7	1099.7	1099.7
2.5°	1094.8	1096.0	1094.8	1098.5	1100.9	1104.5	1104.5	1104.5	1104.5	1104.5	1104.5
5°	1093.6	1094.8	1093.6	1099.7	1105.8	1113.1	1120.4	1122.8	1122.8	1124.0	1125.2
7.5°	1104.5	1105.8	1104.5	1111.9	1120.4	1132.6	1146.0	1153.3	1154.5	1155.7	1158.1
10°	1138.6	1136.2	1131.3	1138.6	1147.2	1165.4	1181.3	1193.4	1197.1	1198.3	1203.2
12.5°	1183.7	1182.5	1174.0	1170.3	1175.2	1195.9	1225.1	1242.2	1245.8	1247.0	1251.9
15°	1217.8	1214.1	1206.8	1202.0	1210.5	1232.4	1271.4	1293.3	1300.6	1301.8	1310.4
17.5°	1239.7	1237.3	1225.1	1221.5	1234.8	1268.9	1317.7	1344.5	1349.3	1353.0	1362.7
20°	1276.3	1268.9	1250.7	1234.8	1245.8	1298.2	1355.4	1383.4	1390.7	1394.4	1402.9
22.5°	1325.0	1318.9	1297.0	1256.8	1256.8	1315.2	1389.5	1421.2	1427.3	1434.6	1444.3
25°	1409.0	1404.1	1361.5	1293.3	1276.3	1332.3	1421.2	1463.8	1469.9	1478.4	1493.0
27.5°	1495.5	1489.4	1441.9	1350.5	1310.4	1363.9	1467.4	1518.6	1527.1	1536.9	1553.9
30°	1606.3	1595.3	1547.8	1441.9	1377.3	1415.1	1540.5	1605.1	1614.8	1627.0	1650.1
32.5°	1854.7	1859.6	1773.1	1661.1	1547.8	1532.0	1653.8	1732.9	1747.5	1763.4	1795.0
35°	2259.0	2239.5	2207.9	2093.4	1968.0	1843.7	1874.2	1959.4	1975.3	1980.1	1993.5
37.5°	2517.2	2528.2	2553.7	2553.7	2460.0	2407.6	2321.1	2279.7	2283.4	2288.2	2277.3
40°	2660.9	2684.0	2771.7	2889.8	2975.1	3022.6	3008.0	2814.3	2791.2	2760.8	2663.3
42.5°	2764.4	2787.5	2937.3	3163.8	3375.7	3543.8	3636.4	3484.1	3467.1	3394.0	3277.1
45°	2827.7	2846.0	3026.2	3347.7	3668.0	3954.2	4207.5	4153.9	4149.0	4086.9	3933.5
47.5°	2815.6	2831.4	3018.9	3406.2	3826.3	4214.8	4606.9	4704.4	4709.2	4693.4	4599.6
50°	2635.3	2673.1	2859.4	3277.1	3738.6	4315.9	4865.1	5119.6	5126.9	5141.6	5105.0
52.5°	2474.6	2503.8	2670.6	3044.5	3487.8	4216.0	5019.8	5424.1	5486.2	5521.5	5589.7
55°	2408.8	2425.9	2553.7	2871.6	3280.8	3949.3	5072.1	5644.5	5755.3	5822.3	5978.2
57.5°	2396.6	2410.0	2508.7	2751.0	3143.1	3674.1	5055.1	5940.4	6115.8	6242.4	6544.5
60°	2478.2	2490.4	2559.8	2763.2	3048.2	3473.2	4899.2	6330.1	6576.1	6917.1	7404.2
62.5°	2539.1	2545.2	2630.4	2915.4	3152.9	3277.1	4502.2	6602.9	7040.1	7473.6	8198.2
64°	2450.2	2438.0	2522.1	2836.3	3314.9	3193.1	4134.4	6589.5	7102.2	7583.2	8367.5
65°	2319.9	2328.4	2403.9	2681.6	3286.8	3189.4	3893.3	6443.4	6975.6	7485.8	8288.3
67.5°	1802.3	1835.2	1855.9	2110.4	2692.6	3292.9	3260.1	5513.0	6047.6	6534.7	7483.4
70°	969.4	965.7	1012.0	1212.9	1873.0	2794.9	2797.3	3886.0	4477.9	5083.1	6026.9
72.5°	356.8	375.1	411.6	554.1	973.0	2016.7	2563.5	2695.0	2959.3	3440.3	4452.3
75°	204.6	207.0	214.3	260.6	468.9	1113.1	2382.0	2384.5	2403.9	2483.1	3033.5
77.5°	159.5	154.7	158.3	169.3	255.7	585.8	1910.7	2265.1	2262.7	2250.5	2330.9
80°	119.3	124.2	131.5	131.5	158.3	314.2	1086.3	2015.5	2083.7	2134.8	2164.0
82.5°	96.2	99.9	118.1	118.1	115.7	177.8	512.7	1493.0	1707.4	1846.2	2061.7
85°	62.1	65.8	99.9	98.6	93.8	104.7	267.9	500.5	539.5	657.6	935.3
87.5°	17.0	20.7	46.3	40.2	48.7	39.0	99.9	152.2	187.5	211.9	266.7
90°	0.0	0.0	0.0	0.0	0.0	0.0	0.0	0.0	0.0	0.0	0.0



REPORT NUMBER: P140969

CATALOG NUMBER: EMM-E04-LED-E1-SL2-7030

**CANDELA DISTRIBUTION (continued):**

	65°	66°	67°	68°	69°	70°	71°	72°	73°	74°	75°
0°	1099.7	1099.7	1099.7	1099.7	1099.7	1099.7	1099.7	1099.7	1099.7	1099.7	1099.7
2.5°	1104.5	1104.5	1104.5	1105.8	1105.8	1105.8	1105.8	1105.8	1107.0	1104.5	1104.5
5°	1126.5	1125.2	1126.5	1126.5	1130.1	1128.9	1130.1	1130.1	1128.9	1131.3	1131.3
7.5°	1161.8	1159.3	1161.8	1163.0	1164.2	1169.1	1169.1	1171.5	1172.7	1174.0	1171.5
10°	1204.4	1208.1	1209.3	1209.3	1215.4	1217.8	1217.8	1221.5	1225.1	1227.5	1226.3
12.5°	1256.8	1259.2	1260.4	1267.7	1268.9	1272.6	1278.7	1282.3	1282.3	1288.4	1292.1
15°	1315.2	1317.7	1325.0	1327.4	1332.3	1338.4	1342.0	1345.7	1345.7	1356.6	1360.3
17.5°	1365.2	1370.0	1374.9	1378.6	1387.1	1393.2	1399.3	1402.9	1409.0	1413.9	1422.4
20°	1407.8	1413.9	1420.0	1427.3	1433.4	1439.4	1446.7	1451.6	1458.9	1466.2	1474.8
22.5°	1449.2	1456.5	1463.8	1469.9	1478.4	1484.5	1490.6	1499.1	1504.0	1511.3	1521.0
25°	1494.2	1506.4	1513.7	1522.3	1530.8	1539.3	1546.6	1553.9	1561.2	1571.0	1580.7
27.5°	1566.1	1572.2	1581.9	1586.8	1601.4	1611.2	1620.9	1622.1	1631.9	1650.1	1652.6
30°	1659.9	1670.8	1676.9	1694.0	1696.4	1700.0	1715.9	1726.8	1739.0	1753.6	1759.7
32.5°	1801.1	1810.9	1819.4	1824.3	1837.7	1859.6	1862.0	1871.8	1892.5	1896.1	1918.0
35°	2008.2	2010.6	2024.0	2031.3	2048.3	2060.5	2066.6	2075.1	2086.1	2111.7	2117.8
37.5°	2256.6	2277.3	2260.2	2243.2	2273.6	2270.0	2277.3	2267.5	2296.8	2298.0	2308.9
40°	2642.6	2634.1	2597.6	2558.6	2540.3	2529.4	2507.5	2502.6	2518.4	2511.1	2514.8
42.5°	3211.3	3131.0	3068.9	3022.6	2965.3	2903.2	2867.9	2814.3	2814.3	2798.5	2813.1
45°	3879.9	3789.8	3674.1	3564.5	3493.9	3412.3	3328.2	3272.2	3215.0	3172.4	3210.1
47.5°	4538.7	4477.9	4348.8	4247.7	4106.4	3984.6	3851.9	3736.2	3668.0	3618.1	3625.4
50°	5111.1	5055.1	4988.1	4851.7	4744.6	4620.3	4480.3	4328.1	4180.7	4121.0	4069.9
52.5°	5593.4	5573.9	5516.6	5453.3	5365.6	5232.9	5144.0	4999.1	4824.9	4699.5	4645.9
55°	6019.6	6053.7	6084.1	6070.7	6039.1	6022.0	5912.4	5813.8	5695.7	5659.1	5548.3
57.5°	6690.6	6789.2	6906.1	6970.7	7034.0	7178.9	7214.2	7176.5	7191.1	7181.4	7122.9
60°	7640.5	7879.2	8083.8	8246.9	8421.1	8590.4	8790.1	8921.6	8976.4	9188.3	9184.7
62.5°	8455.2	8773.0	9034.9	9230.9	9434.3	9587.7	9716.8	9848.4	10009.1	10162.5	10356.2
64°	8676.8	8926.5	9139.6	9315.0	9461.1	9586.5	9685.2	9805.7	9938.5	10137.0	10351.3
65°	8562.4	8843.7	8998.3	9156.6	9288.2	9385.6	9486.7	9596.3	9764.3	9921.4	10150.4
67.5°	7784.2	7997.3	8221.4	8368.7	8495.4	8552.6	8647.6	8738.9	8832.7	8991.0	9277.2
70°	6563.9	6802.6	7125.4	7264.2	7395.7	7416.4	7505.3	7573.5	7635.6	7846.3	7987.6
72.5°	4924.8	5387.5	5704.2	5947.7	5974.5	6078.0	6114.6	6142.6	6213.2	6252.2	6294.8
75°	3394.0	3810.5	4079.6	4172.2	4285.4	4230.6	4167.3	3944.5	3945.7	3756.9	3542.6
77.5°	2388.1	2452.7	2455.1	2456.3	2306.5	2218.8	2119.0	1991.1	1941.2	1841.3	1704.9
80°	2165.2	2157.9	2112.9	2058.1	1976.5	1859.6	1739.0	1655.0	1589.2	1514.9	1417.5
82.5°	2089.7	2106.8	2073.9	2027.6	1980.1	1864.5	1725.6	1594.1	1485.7	1367.6	1248.2
85°	1018.1	1047.3	1142.3	1204.4	1219.0	1147.2	1048.5	929.2	814.7	685.6	625.9
87.5°	305.7	327.6	334.9	355.6	381.2	347.1	305.7	274.0	220.4	191.2	149.8
90°	0.0	0.0	0.0	0.0	0.0	0.0	0.0	0.0	0.0	0.0	0.0





REPORT NUMBER: P140969

CATALOG NUMBER: EMM-E04-LED-E1-SL2-7030

**CANDELA DISTRIBUTION (continued):**

	76°	77°	78°	79°	80°	81°	82°	83°	84°	85°	86°
0°	1099.7	1099.7	1099.7	1099.7	1099.7	1099.7	1099.7	1099.7	1099.7	1099.7	1099.7
2.5°	1104.5	1105.8	1105.8	1104.5	1105.8	1105.8	1107.0	1105.8	1105.8	1105.8	1104.5
5°	1128.9	1133.8	1132.6	1132.6	1135.0	1135.0	1133.8	1136.2	1135.0	1135.0	1133.8
7.5°	1175.2	1175.2	1178.8	1180.0	1177.6	1177.6	1180.0	1181.3	1183.7	1184.9	1184.9
10°	1228.8	1234.8	1234.8	1236.1	1237.3	1240.9	1242.2	1242.2	1244.6	1244.6	1247.0
12.5°	1294.5	1297.0	1299.4	1305.5	1306.7	1306.7	1312.8	1311.6	1311.6	1317.7	1318.9
15°	1365.2	1368.8	1374.9	1377.3	1379.8	1385.9	1389.5	1393.2	1391.9	1400.5	1402.9
17.5°	1427.3	1430.9	1438.2	1444.3	1448.0	1451.6	1454.1	1458.9	1466.2	1472.3	1473.5
20°	1477.2	1482.1	1490.6	1497.9	1504.0	1507.6	1517.4	1522.3	1524.7	1529.6	1535.6
22.5°	1525.9	1534.4	1543.0	1545.4	1558.8	1562.4	1569.7	1577.1	1581.9	1592.9	1596.5
25°	1586.8	1594.1	1605.1	1612.4	1620.9	1628.2	1635.5	1641.6	1652.6	1662.3	1667.2
27.5°	1667.2	1673.3	1681.8	1695.2	1702.5	1707.4	1720.8	1732.9	1737.8	1747.5	1756.1
30°	1773.1	1779.2	1791.4	1804.8	1810.9	1826.7	1836.4	1845.0	1854.7	1868.1	1880.3
32.5°	1927.8	1935.1	1946.0	1963.1	1963.1	1974.1	1994.8	2013.0	2020.3	2036.2	2044.7
35°	2131.2	2132.4	2144.5	2170.1	2177.4	2175.0	2194.5	2211.5	2216.4	2240.8	2256.6
37.5°	2328.4	2332.1	2346.7	2356.4	2369.8	2379.6	2393.0	2418.6	2418.6	2453.9	2468.5
40°	2533.0	2551.3	2553.7	2556.2	2578.1	2617.1	2630.4	2656.0	2679.2	2713.3	2729.1
42.5°	2830.2	2849.7	2872.8	2899.6	2932.5	2954.4	2980.0	3016.5	3026.2	3068.9	3079.8
45°	3236.9	3260.1	3322.2	3328.2	3386.7	3415.9	3458.6	3507.3	3519.4	3547.5	3532.8
47.5°	3642.4	3669.2	3737.4	3808.1	3861.6	3912.8	3925.0	3945.7	3963.9	3946.9	3951.8
50°	4091.8	4130.8	4195.3	4257.4	4297.6	4356.1	4356.1	4360.9	4343.9	4315.9	4270.8
52.5°	4617.9	4624.0	4665.4	4714.1	4750.6	4762.8	4762.8	4734.8	4693.4	4648.3	4560.7
55°	5495.9	5429.0	5441.1	5441.1	5414.3	5392.4	5375.4	5307.2	5225.6	5144.0	5063.6
57.5°	7077.9	7141.2	6952.4	6901.3	6903.7	6736.9	6668.7	6551.8	6464.1	6317.9	6195.0
60°	9334.4	9290.6	9228.5	9170.0	9174.9	8954.5	8799.8	8625.7	8473.5	8152.0	8015.6
62.5°	10529.1	10685.0	10773.9	10728.8	10625.3	10487.7	10234.4	9970.1	9702.2	9429.4	9184.7
64°	10572.9	10778.8	10954.1	11027.2	10978.5	10804.3	10546.2	10217.3	9898.3	9576.8	9280.9
65°	10361.0	10621.7	10848.2	10950.5	10952.9	10799.5	10541.3	10210.0	9869.1	9496.4	9188.3
67.5°	9481.8	9781.4	10004.2	10175.9	10323.3	10245.4	10066.3	9714.4	9391.7	8969.1	8631.8
70°	8162.9	8348.0	8598.9	8849.8	8967.9	8986.1	8919.2	8741.4	8363.9	8020.4	7585.7
72.5°	6291.2	6578.6	6431.2	6585.9	6684.5	6588.3	6600.5	6297.2	6175.5	5873.5	5567.8
75°	3331.9	3341.6	3278.3	2818.0	2760.8	2550.1	2783.9	2366.2	2223.7	2092.2	1922.9
77.5°	1545.4	1345.7	1159.3	968.2	791.6	692.9	540.7	476.2	428.7	377.5	388.5
80°	1292.1	1138.6	975.5	808.6	679.5	549.2	440.8	342.2	274.0	230.2	209.5
82.5°	1143.5	1008.3	895.1	792.8	700.2	572.4	470.1	362.9	278.9	210.7	163.2
85°	516.3	404.3	367.8	289.8	246.0	209.5	166.8	137.6	113.3	96.2	75.5
87.5°	120.6	82.8	70.6	67.0	58.5	54.8	46.3	48.7	40.2	31.7	32.9
90°	0.0	0.0	0.0	0.0	0.0	0.0	0.0	0.0	0.0	0.0	0.0



REPORT NUMBER: P140969

CATALOG NUMBER: EMM-E04-LED-E1-SL2-7030

**CANDELA DISTRIBUTION (continued):**

	87°	88°	89°	90°	95°	105°	115°	125°	135°	145°	155°
0°	1099.7	1099.7	1099.7	1099.7	1099.7	1099.7	1099.7	1099.7	1099.7	1099.7	1099.7
2.5°	1104.5	1104.5	1105.8	1105.8	1107.0	1109.4	1113.1	1109.4	1109.4	1109.4	1110.6
5°	1136.2	1137.4	1136.2	1136.2	1138.6	1142.3	1143.5	1136.2	1132.6	1128.9	1124.0
7.5°	1182.5	1187.4	1186.1	1186.1	1188.6	1188.6	1186.1	1175.2	1164.2	1147.2	1132.6
10°	1247.0	1249.5	1249.5	1249.5	1253.1	1255.6	1244.6	1220.2	1191.0	1160.6	1133.8
12.5°	1323.7	1322.5	1326.2	1329.8	1327.4	1327.4	1306.7	1268.9	1221.5	1171.5	1125.2
15°	1404.1	1405.3	1405.3	1411.4	1412.6	1407.8	1374.9	1316.4	1243.4	1167.9	1093.6
17.5°	1479.6	1482.1	1483.3	1488.2	1494.2	1480.8	1433.4	1354.2	1247.0	1133.8	1033.9
20°	1543.0	1546.6	1550.3	1553.9	1560.0	1550.3	1486.9	1372.5	1227.5	1079.0	964.5
22.5°	1600.2	1606.3	1608.7	1614.8	1624.5	1612.4	1535.6	1372.5	1183.7	1019.3	886.6
25°	1669.6	1676.9	1689.1	1691.5	1708.6	1695.2	1574.6	1362.7	1133.8	943.8	802.5
27.5°	1760.9	1768.2	1779.2	1785.3	1806.0	1787.7	1603.8	1337.1	1071.7	862.2	720.9
30°	1881.5	1888.8	1902.2	1908.3	1946.0	1885.2	1623.3	1298.2	999.8	767.2	627.2
32.5°	2049.6	2069.0	2067.8	2083.7	2117.8	1993.5	1631.9	1243.4	909.7	671.0	539.5
35°	2270.0	2283.4	2295.6	2317.5	2333.3	2109.2	1625.8	1171.5	797.7	571.1	462.8
37.5°	2481.9	2505.0	2513.5	2528.2	2524.5	2187.2	1601.4	1059.5	675.9	482.2	410.4
40°	2746.1	2759.5	2786.3	2799.7	2735.2	2261.5	1544.2	909.7	554.1	423.8	376.3
42.5°	3098.1	3115.1	3101.7	3098.1	2973.9	2302.9	1434.6	759.9	464.0	381.2	348.3
45°	3525.5	3532.8	3492.7	3465.9	3249.1	2299.2	1275.0	618.6	401.9	349.5	323.9
47.5°	3911.6	3897.0	3844.6	3804.4	3487.8	2214.0	1075.3	510.3	369.0	323.9	304.5
50°	4230.6	4166.1	4110.1	4058.9	3679.0	2083.7	884.1	429.9	337.3	303.2	285.0
52.5°	4519.3	4431.6	4365.8	4279.4	3853.1	1911.9	731.9	375.1	305.7	282.5	264.3
55°	4946.7	4844.4	4760.4	4675.1	4161.2	1778.0	633.3	333.7	274.0	260.6	243.6
57.5°	6173.0	5899.0	5824.7	5748.0	4986.9	1748.8	576.0	300.8	249.6	239.9	228.9
60°	7849.9	7672.1	7552.8	7365.3	6358.1	1842.5	533.4	276.4	232.6	226.5	216.8
62.5°	8943.5	8729.2	8531.9	8340.7	7163.1	1840.1	481.0	260.6	222.9	221.6	207.0
64°	9012.9	8773.0	8552.6	8346.8	7188.7	1719.5	433.5	249.6	222.9	222.9	200.9
65°	8898.5	8657.3	8429.6	8215.3	7042.5	1627.0	401.9	244.8	226.5	225.3	197.3
67.5°	8315.1	8072.8	7817.1	7586.9	6423.9	1275.0	317.8	236.3	246.0	237.5	193.6
70°	7283.7	7008.4	6816.0	6650.4	5514.2	890.2	252.1	241.1	269.1	252.1	203.4
72.5°	5279.2	5055.1	5052.7	4865.1	4174.6	565.1	203.4	239.9	267.9	249.6	210.7
75°	2050.8	1758.5	1748.8	1814.5	1775.6	305.7	175.4	211.9	219.2	208.2	186.3
77.5°	350.7	344.6	341.0	359.3	395.8	169.3	160.7	180.2	163.2	147.4	154.7
80°	194.8	186.3	183.9	183.9	172.9	138.8	142.5	143.7	118.1	109.6	127.9
82.5°	135.2	125.4	120.6	116.9	113.3	124.2	126.7	113.3	85.2	84.0	119.3
85°	65.8	62.1	60.9	60.9	69.4	116.9	104.7	87.7	57.2	57.2	129.1
87.5°	28.0	28.0	24.4	24.4	37.8	74.3	47.5	36.5	23.1	26.8	52.4
90°	0.0	0.0	0.0	0.0	0.0	0.0	0.0	0.0	0.0	0.0	0.0



REPORT NUMBER: P140969

CATALOG NUMBER: EMM-E04-LED-E1-SL2-7030

**CANDELA DISTRIBUTION (continued):**

	165°	175°	180°
0°	1099.7	1099.7	1099.7
2.5°	1109.4	1111.9	1110.6
5°	1117.9	1117.9	1115.5
7.5°	1116.7	1111.9	1109.4
10°	1109.4	1096.0	1094.8
12.5°	1089.9	1068.0	1061.9
15°	1033.9	1004.7	997.4
17.5°	963.3	929.2	919.4
20°	882.9	843.9	830.5
22.5°	805.0	759.9	746.5
25°	719.7	674.7	667.4
27.5°	625.9	583.3	572.4
30°	539.5	503.0	494.4
32.5°	461.5	436.0	436.0
35°	410.4	388.5	388.5
37.5°	370.2	360.5	359.3
40°	343.4	334.9	333.7
42.5°	322.7	313.0	311.8
45°	300.8	291.1	291.1
47.5°	280.1	269.1	270.4
50°	259.4	250.9	250.9
52.5°	242.3	233.8	232.6
55°	226.5	218.0	216.8
57.5°	211.9	202.2	200.9
60°	197.3	187.5	185.1
62.5°	185.1	174.1	171.7
64°	177.8	166.8	164.4
65°	174.1	162.0	160.7
67.5°	170.5	154.7	153.4
70°	183.9	152.2	146.1
72.5°	185.1	148.6	141.3
75°	175.4	141.3	135.2
77.5°	154.7	129.1	121.8
80°	148.6	101.1	88.9
82.5°	136.4	82.8	69.4
85°	112.0	53.6	49.9
87.5°	64.5	35.3	25.6
90°	0.0	0.0	0.0

(END OF REPORT)